

Earthworms of the Central Elburz Mountains, Iran

LATIF, R., S. EZZATPANAH, M. MALEK* AND H. PARSA

School of Biology, College of Science, University of Tehran, Tehran, Iran

Received: 10 May 2009 Accepted: 22 August 2009

In this study species richness of earthworms in the Central Elburz Mountains is reported for the first time based on samples collected from 33 localities along the Haraz and Chalus rivers. Twelve species were identified representing seven genera from family Lumbricidae (Rafinesque-Schmaltz 1815): *Aporrectodea caliginosa* (Savigny 1826), *A. rosea* (Savigny 1826), *A. jassyensis* (Michaelsen 1891), *Dendrobaena hyblica* complex (Rosa 1893), *D. octaedra* (Savigny 1826), *D. hortensis* (Michaelsen 1890), *D. veneta* (Rosa 1886), *Dendrodrilus rubidus* (Savigny 1826), *Eisenia fetida* (Savigny 1826), *Eiseniella tetraedra* (Savigny 1826), *Octolasion lacteum* (Orley 1881), *Perelia kaznakovi* (Michaelsen 1910). All the reported species were common, with *Eiseniella tetraedra* being dominant in both areas

Key words: Earthworm, Lumbricidae, Iran, Central Elburz Mountains

INTRODUCTION

Earthworms are major soil invertebrates in terms of both biomass and activity, and one of the most important soil-inhabiting animal groups. Several species may be considered to be ecosystem engineers (Darwin, 1881). They strongly affect both the structure and the chemical properties of the soil (Zicsi, 1975) and so play a central role in maintaining soil quality and fertility. The first authoritative account of the earthworm's role in soil formation, quality, and fertility dates to Charles Darwin well over 100 years ago (Edwards, 1994). Despite this, the biology, taxonomy, and ecology of earthworms in Iran are little understood. Research on earthworms in Iran has focused on taxonomy (Omrani, 1973), composting (Alidadi and Parvaresh 2005; Omrani et al., 2005), and ecotoxicology (Shahmansouri et al., 2005). In the present study, the taxonomy and geographical distribution of earthworms from Central Elburz Mountains are described.

MATERIAL AND METHODS

Specimens were collected from the Haraz and Chalus basins in the Central Elburz Mountains. The climate of the region is arid to humid. Specimens were collected from 33 locations (FIG.1), including along rivers, forests, under stones and other wet soil during 2007 and 2008. Methods used were sifting through soil samples by hand to collect worms, and application of 0.6% formalin solution (25 ml of 40% formalin in 4.6 liters of water) to 0.4 m² of soil (Edwards & Bohlen, 1997). Earthworms were transferred to the laboratory and washed to remove soil. The adult specimens were anaesthetized in 15% and 75% ethanol. Samples were placed in 4% formalin and after several days preserved in 70% ethanol and examined by stereomicroscope. Identification of adult earthworms was mainly based on the position and shape of the clitellum, setae, and internal organs such as nephridial bladders and spermathecae, according to Csuzdi & Zicsi (2003). Verification of provisional identification was provided by Dr. Csuzdi, Natural History Museum, Hungary.

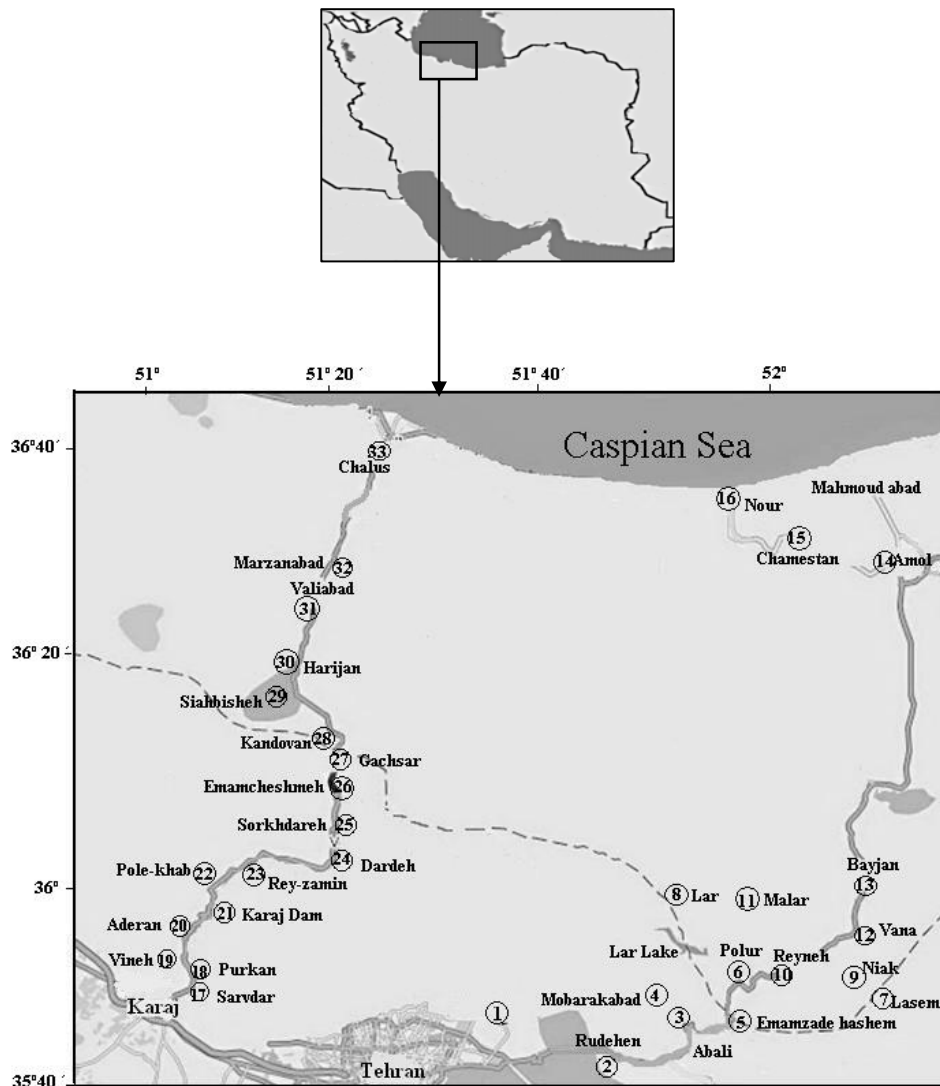


FIGURE 1.- Sampling sites of earthworms in the Central Elburz Mountains.

RESULTS

Twelve lumbricid species belonging to seven genera were identified: *Aporrectodea caliginosa*, *A. rosea*, *A. jasyensis*, *Dendrobaena byblica* complex, *D. octaedra*, *D. hortensis*, *D. veneta*, *Dendrodrilus rubidus*, *Eisenia fetida*, *Eiseniella tetraedra*, and *Octolasion lacteum*, *Perelia kaznakovi*. Species richness was not equally distributed among the genera. The four species of *Dendrobaena* were the most for any genus.

Systematics

Family: Lumbricidae (Rafinesque-Schmaltz 1815)

Genus: *Aporrectodea* (Orley 1885)

***Aporrectodea caliginosa* (Savigny 1826) (FIG.2A,B)**

Enterion caliginosum Savigny 1826: 180.

Allolobophora (*Allolobophora*) Rosa 1893: 7.

Allolobophora caliginosa f. *trapezoides* Omodeo 1956: 335.
Allolobophora caliginosa trapezoides Zicsi 1985:330.
Allolobophora caliginosa Pavlicek et al. 1997: 2
Aporrectodea caliginosa Csuzdi & Zicsi 2003: 75 (for complete synonym).

Material examined: 2 ex. ZUTC Ann.1086. Abali: 9.6.2007; 3 ex. ZUTC Ann.1088. Lar: 11.5.2007; 1 ex. ZUTC Ann.1090. Abali: 14.4.2008; 1 ex. ZUTC Ann.1096. Rudehen: 9.6.2007; 2 ex. ZUTC Ann.1106. Latyan Dam: 9.6.2007; 2 ex. ZUTC Ann.1048. Vineh: 8.7.2007; 1 ex. ZUTC Ann. 1054. Gachsar: 8.7.2007; 2 ex. ZUTC Ann.1060. Marzanabad: 10.6.2007.

Distribution: Native in Palearctic.

Distribution in Central Elburz Mountains: Abali (N 35° 45'; E 51° 58'), Lar (N 35° 51'; E 52° 03') Rudehen (N 35° 43'; E 51° 40'), Latyan Dam (N 35° 48'; E 51° 42'), Vineh (N 35° 53'; E 51° 02'), Gachsar (N 36° 07'; E 51° 19') and Marzanabad (N 36° 30'; E 51° 19').

Remarks: Clitellum extends on segments 25, 26, (29)-34, 35 saddle-shaped, tubercles on 31-33, length 60-130 mm, diameter 2-3 mm, 100-160 segments, setae closely paired. Male pores on 15 and head epilobous (FIG.2A).

***Aporrectodea jassyensis* (Michaelsen 1891) (FIG.2C,D)**

Allolobophora jassyensis Michaelsen 1891: 15
Allolobophora jassyensis orientalis Michaelsen 1891: 69
Allolobophora (Allolobophora) jassyensis Rosa 1893: 8.
Allolobophora jassyensis forma *orientalis* Omodeo 1956: 333.
Aporrectodea jassyensis Csuzdi & Zicsi 2003: 87 (for complete synonym list).

Material Examined: 2 ex. ZUTC Ann.1111. Amol: 29.7.2007; 1 ex. ZUTC Ann.1112. Chamestan: 29.7.2007; 2 ex. ZUTC Ann.1062. Chalus: 21.4.2007.

Distribution: Native in the Palearctic and widely distributed in Central Europe, Italy, the Balkan, East Mediterranean, Central Asia, Afghanistan, Iran, and North Africa.

Distribution in Central Elburz Mountains: Amol (N 36° 12'; E 52° 22'), Chamestan (N 36° 34'; E 51° 47'), Chalus (N 36° 38'; E 51° 24').

Remarks: Clitellum extends on segments 28, 29-30 saddle-shaped, tubercles on 1/n31, 32-34, body length 60-90 mm, diameter 2-4 mm, 100-120 segments. Pale, pigmentation lacking, head epilobous, Setae closely paired. Male pores on 15 with obvious seminal grooves (FIG.2D). Behind the clitellum, there is a section with obvious grooves (Fig 2C).

***Aporrectodea rosea* (Savigny 1826) (FIG.2E,F)**

Enterion roseum Savigny 1826: 182.
Allolobophora (Notogama) rosea Rosa 1893: 2.
Allolobophora rosea Omodeo 1956: 334.
Aporrectodea rosea Csuzdi & Zicsi 2003: 92 (for complete synonym list).

Material Examined: 2 ex. ZUTC Ann.1089. Emamzadeh Hashem: 14.4.2008; 2 ex. ZUTC Ann.1099. Niak: 15.5.2007; 2 ex. ZUTC Ann.1098. Mobarakabad: 11.5.2008; 2 ex. ZUTC Ann.1046. Siahbisheh: 8.7.2007.

Distribution: Native in the Palearctic but widely introduced extratropically by humans.

Distribution in Central Elburz Mountains: Niak (N 35° 52'; E 52° 12'), Mobarakabad (N 35° 48'; E 52° 01'), Emamzadeh Hashem (N 35° 47'; E 52° 2'), Siahbisheh (N 36° 12'; E 51° 19').

Remarks: Clitellum extends on segments (23), 24, 25, (26)-32, 33 saddle-shaped, tubercles usually on 29-31 sometimes on 29-30, 1/2 31, body length 20-110 mm, diameter 2-4 mm, 100 -150 segments. Usually pale sometimes reddish, head epilobous, with dorsal pores surrounded by a dark pigmented zone (FIG.2F).

Genus: *Dendrobaena* (Eisen 1874)

***Dendrobaena byblica* (Rosa 1893) (FIG.2G,H,I)**

Allolobophora (*Dendrobaena*) *byblica* Rosa 1893:4

Dendrobaena ganglbaueri var. *byblica* Cernosvitov 1940: 446.

Dendrobaena ganglbaueri var. *byblica* Cernosvitov 1942: 225

Dendrobaena byblica Zicsi 1985: 328.

Dendrobaena byblica Csuzdi & Pavlicek 1999: 474

Dendrobaena byblica Csuzdi & Pavlicek 2002: 110

Material Examined: 2 ex. ZUTC Ann.1045. Nour: 8.10.2008; 2 ex. ZUTC Ann.1046. Nour: 8.10.2008; 2 ex. ZUTC Ann.1113. Amol: 8.10.2008; 1 ex. ZUTC Ann.1052. Gachsar: 2.9.2007; 1 ex. ZUTC Ann.1065. Chalus: 21.4.2007; 2 ex. ZUTC Ann.1069. Karaj Dam: 8.7.2007.

Distribution: Holo-mediterranean, but according to Zicsi (1982) *D. byblica* may be a species complex.

Distribution in Central Elburz Mountains: Nour (N 36° 35'; E 52° 03'), Amol (N 36° 12'; E 52° 22'), Chalus (N 36° 38'; E 51° 24'), Gachsar (N 36° 07'; E 51° 19'), Karaj Dam (N 36° 00'; E 51° 06').

Remarks: Clitellum extends on segments (23), 24-29 saddle-shaped, tubercles on 25-27, length 22-42 mm, diameter 4 mm, segments 57-103, red-violet, head epilobous or in some species head tanylobic, *D. byblica* is widely distributed in the Mediterranean basin and is a heterogenous complex species (FIG.2G).

***Dendrobaena hortensis* (Michaelsen 1890) (FIG.2J,K)**

Allolobophora subricunda var. *hortensis* Michaelsen 1890: 15.

Eisenis veneta var. *hortensis* Michaelsen 1900: 447.

Dendrobaena hortensis Zicsi 1982: 430 (for complete synonym list)

Material Examined: 2 ex. ZUTC Ann.1087. Amol: 29.7.2007; 2 ex. ZUTC Ann.1068. Vineh: 8.7.2007.

Distribution: Origin unknown, in central and western Europe It has extensively been introduced all over Europe in connection with vermicomposting industry.

Distribution in Central Elburz Mountains: Amol (N 36° 12'; E 52° 22'), Vineh (N 35° 53'; E 51° 02').

Remarks: Clitellum extends on segments 27-33 saddle-shaped, tubercles on 30-1/2 32, body length 10–35 mm, diameter 2–3 mm, 50–100 segments, Color reddish and head epilobous, setae moderately paired, nephridial bladders are sausage-shaped; spermatheca two pairs in 9/10, 10/11 (FIG.2K).

***Dendrobaena veneta* (Rosa 1886)** (FIG.2L,M)

Allolobophora veneta Rosa 1886:674.

Allolobophora (*Notogama*) *veneta* Rosa 1893: 2

Dendrobaena veneta Zicsi 1985: 328.

Dendrobaena veneta veneta Csuzdi & Pavlicek 1999: 478

Dendrobaena veneta veneta Csuzdi & Zicsi 2003:127 (for complete synonym list)

Material Examined: 2 ex. ZUTC Ann.1082. Mobarakabad: 9.6.2007; 1 ex. ZUTC Ann.1107. Lar: 9.6.2007; 2 ex. ZUTC Ann.1045. Vineh: 8.7.2007.

Distribution: *D. veneta* has been extensively introduced throughout Europe, and is probably of Caucasian origin.

Distribution in Central Elburz Mountains: Mobarakabad (N 35° 48'; E 52° 01'), Lar (N 35° 51'; E 52° 03'), Vineh (N 35° 53'; E 51° 02').

Remarks: Clitellum extends on segments 26, 27, (28)-32, 33 saddle-shaped, tubercles on 30-31, length 30–110 mm, diameter 4–8 mm, 50–150 segments. Striped red-violet dorsally (FIG.2L) and paler ventrally. Head epilobous, *D. veneta* has high morphological variability.

***Dendrobaena octaedra* (Savigny 1826)** (FIG.2N,O)

Enterion octaedrum Savigny 1826:183.

Dendrobaena octaedra Pop 1949: 486.

Dendrobaena octaedra Csuzdi & Zicsi 2003: 121.

Material Examined: 2 ex. ZUTC Ann.1126. Abali: 9.6.2007; 2 ex. ZUTC Ann.1057. Gachsar: 8.7.2007; 2 ex. ZUTC Ann.1064. Dardeh: 8.7.2007.

Distribution: This is a widespread Palearctic species, distributed as far north as Greenland and Novaya Zemlya and has been introduced world-wide.

Distribution in Central Elburz Mountains: Abali (N 35° 45'; E 51° 58'), Gachsar (N 36° 07'; E 51° 19'), Dardeh (N 36° 01'; E 51° 14').

Remarks: Clitellum extends on segments 28, 29, (30)-33, 1/n 34 saddle-shaped, tubercles on 31-33, body length 20-60mm, diameter 3-4mm, red-violet, male pores on 15 (FIG.2O); widely distributed peregrine species with varying polyploid and parthenogenetic races.

***Dendrodrilus rubidus* (Savigny 1826)** (FIG.2P,Q)

Enterion rubidium Savigny 1826: 182

Dendrobaena (*Dendrodrilus*) *rubida* f. *tenuis*: Omodeo 1956: 175

Dendrobaena rudida rubida Zicsi 1982: 443

Dendrodrilus rubidus rubidus Zicsi 1991 Opusc.Zool.Budapest, 24: 174

Material Examined: 2 ex. ZUTC Ann.1083. Mobarakabad: 9.6.2007; 2 ex. ZUTC Ann.1101. Abali: 14.4.2008.

Distribution: Native in the Palearctic.

Distribution in Central Elburz Mountains: Mobarakabad (N 36° 30'; E 51° 19'), Abali (N 35° 45'; E 51° 58').

Remarks: Clitellum extends on segments 26, (27)-31, (32) saddle-shaped, tubercles on 29-30, body length 30-50 mm, diameter 2-3 mm, setae moderately paired, red-violet (FIG.2P).

***Eisenia fetida* (Savigny 1826)** (FIG.2R,S)

Enterion fetidum Savigny 1826: 182

Eisenia foetida Omodeo 1956: 329

Eisenia fetida Pavlicek et al. 2003: 456

Eisenia fetida Csuzdi & Zicsi 2003: 143(for complete synonymy).

Material Examined: 1 ex. ZUTC Ann.1081. Mobarakabad: 9.6.2007; 2 ex. ZUTC Ann.1091. Abali: 9.6.2007; 2 ex. ZUTC Ann.1093. Rudehen: 9.6.2007; 1 ex. ZUTC Ann.1102. Abali: 14.4.2008; 2 ex. ZUTC Ann.1104. Latyan Dam: 9.6.2007; 1 ex. ZUTC Ann.1105. Lar: 11.5.200; 1 ex. ZUTC Ann.1050. Harjan: 18.8.2007.

Distribution: The original range of this species was Central Asia where it was an epigeic species. Its present range extends to Europe, North America, South America, Africa, Asia, and Australia.

Distribution in Central Elburz Mountains: Mobarakabad (N 35° 48'; E 52° 01'), Abali (N 35° 45'; E 51° 58'), Rudehen (N 35° 43'; E 51° 40'), Latyan Dam (N 35° 48'; E 51° 42'), Lar (N 35° 51'; E 52° 03'), Harjan (N 36° 13'; E 51° 18').

Remarks: Clitellum extends over segments (24), 25, 26, 27-31, 32, (33) saddle-shaped, tubercles usually on 1/2 28, 28-30, 31. Body length 26–130 mm, diameter 2–4 mm, 60–120 segments. Dark violet sometimes alternating stripes of darker segments with paler intersegmental areas. Head epilobous. Spermathecae two pairs in 9/10, 10/11 open in the mid-dorsal line. (FIG.2S).

***Eiseniella tetraedra* (Savigny 1826)** (FIG.2T,U)

Enterion tetraedrum Savigny 1826: 184

Allurus tetraedrns Rosa 1893:10

Eiseniella tetraedra f. *typical* Michaelsen 1926: 351.

Eiseniella tetraedra Pavlicek et al. 1997: 2.

Eiseniella tetraedra Csuzdi & Zicsi 2003: 153 (for complete synonym list).

Material Examined: 4 ex. ZUTC Ann.1080. Abali: 9.6.2007; 2 ex. ZUTC Ann.1100. Mobarakabad: 14.4.2008; 2 ex., ZUTC Ann.1047. Pole-khab: 7.10.2007.

Distribution: Of Palaearctic origin, widely introduced world-wide.

Distribution in Central Elburz Mountains: Abali (N 35° 45'; E 51° 58'), Mobarakabad (N 35° 48'; E 52° 01'), Pole-khab (N 36° 00'; E 51° 08').

Remarks: Clitellum extends on segments 22, 23-26, 27, annular, tubercles on 23, 24-25, 26. Body length 20–80 mm, diameter 1.5–2.5 mm, 65–100 segments. Brown or yellowish–brown. Head epilobous, body has a characteristic quadrangular shape behind the clitellum with setae on the edges (FIG.2U).

***Octolasion lacteum* (Orley 1881)** (FIG.2V,W)

Lumbricus terrestris var. *lacteus* Orley 1881: 584

Octolasion lacteum Pop 1943a: 17.

Octolasion lacteum Pop 1949: 464

Octolasion lacteum Csuzdi & Zicsi 2003: 197.

Material Examined: 4 ex. ZUTC Ann.1110. Emamzadeh Hashem: 9.6.2007; 2 ex. ZUTC Ann.1051. Siahbisheh: 8.7.2007.

Distribution: Native in Palearctic but it has been widely introduced by man and its present range comprises Europe, North America, South America, Africa and Australia.

Distribution in Central Elburz Mountains: Emamzadeh Hashem (N 35° 47'; E 52° 2'), Siahbisheh (N 36° 12'; E 51° 19').

Remarks: Clitellum extends on segments 20-35 saddle-shaped, tubercles on 31-34, body length 30–170 mm, diameter 2–8 mm, 50–220 segments. Male pore on 15 (FIG.1W), Nephridial bladders ocarina-shaped, usually whitish, head epilobous (FIG.2W).

***Perelia kaznakovi* (Michaelsen 1910)** (FIG.2X,Y)

Helodrilus (Eophila) kaznakovi Michaelsen 1910: 65.

Eophila asiatica Malevic 1949: 398.

Allolobophora (Svetlovia) kaznakovi Perel 1976: 833.

Perelia kaznakovi Easton 1983: 484.

Perelia kaznakovi Csuzdi & Pavlíček 2005: 79.

Material Examined: 2 ex. ZUTC Ann.1088. Emamzadeh Hashem: 14.4.2008; 2 ex. ZUTC Ann.1114. Amol: 8.10.2008.

Distribution in Central Elburz Mountains: Amol, Emamzadeh Hashem (N 35° 47'; E 52° 2'), Amol (N 36° 12'; E 52° 22').

Distribution: Distributed only in Central Asia. It has been recorded in the Asiatic part (Uzbekistan, Kazakhstan etc) of the former Soviet Union and Iran.

Remarks: Clitellum extends on segments 27-35, tubercles on 32-34, Body length 55–70 mm, diameter 5–6 mm, pigmentation lacking (FIG.2Y), nephridial bladders S shaped, Setae closely paired.

DISCUSSION

The biodiversity of earthworms has been little studied, and available information is limited and incomplete. This report details earthworm species richness in Iran. According to Omrani (1973) 19 species of earthworms belonging to six genera and two families are known to be present in Iran.

The habitats of earthworms comprise forests, park forests, grasslands, and aquatic habitats such as the banks of rivers, ponds and springs. Species are divided into two groups, one associated with special soils and a second found in a wide range of habitats, e.g., *Aporrectodea caliginosa* found in every soil type, even in the most arid sandy soils. This was confirmed by Csuzdi & Zicsi (2003).

Eiseniella tetraedra prefers damp habitats. This species has spread within the boundaries of water systems and was the dominant species with a new record in the study area. Other species such as *Octolasion lacteum* occupy the mineral soil layer and occur in almost every habitat. *Perelia kaznakovi* was collected from forests, gardens, and woody areas with high moisture content. *Aporrectodea jassyensis* prefers steppe soils. In general, *Aporrectodea rosea* were found in wooded areas. *Eisenia fetida* is widespread and is reported under decaying leaves and in soils that contain abundant organic material. Its wide distribution and presence in organic matter suggests a use for waste decomposition. This supports results reported by Csuzdi & Zicsi (2003).

Of the 12 species recorded along the Haraz and Chalus basins, some are abundant and widely distributed, while others, such as *Dendrodrilus* spp. are rare. It seems that *Dendrobaena* Eisen, 1874, with 4 species, is the dominant genus and constitutes the predominant component of earthworms in this area. (The name *Dendrobaena* refers to the association with a woodland habitat.) Not all the species of this genus reported in this study (*D. byblica*, *D. hortensis*, *D. octaedra*, *D. veneta*) were equally distributed. For example, *D. veneta* (Rosa, 1886) and *D. hortensis* were found in many localities, but *Dendrobaena octaedra* and *D. byblica* were only collected from surface layers of forest soils.

Large disjunctions in the distribution of earthworm families were observed in the past century (Michaelsen, 1921). Earthworms are one of the more valuable groups in reconstructing the biogeographic history of regions (Edward & Bohlen, 1996). Relatively few studies deal with the biogeography of earthworms, and little work has been done to understand the distribution of lumbricids (Pop 1949; Omodeo, 1961; Omodeo & Rota, 1999). Earthworm species were described by Michaelsen based on transmittal potency as peregrine (found widely throughout the world) and endemic species (unable to spread to other areas). Taking these into account Michaelsen (1902, 1903) demonstrated that endemic species of lumbricids are found south of the Quaternary glaciation border. The territory of endemic earthworms can be divided into the following regions (Csuzdi & Zicsi, 2003):

I. Franco-Iberian domain (Iberian Peninsula, France west of the Alps, Sardinia, Corsica, Southwest Italy, Atlas Mts.)

II. Aegean domain (Europe from the Alps to the Ural Mts., Anatolia, Levant, and Mesopotamia).

III. Turanian-Far-Eastern domain (from the Turanic Basin to the Saján Mts., Korean Peninsula, and Japan).

IV. North-America

Iran has a transitory position between the Aegean and Turanian domains; hence northern Iran is characterized by the species from both regions.

Due to limited information about Iranian earthworm fauna it is difficult to draw any conclusions. However, there is evidence for similarity between the earthworm fauna of Iran and neighboring countries. For example one might expect high similarity of earthworms in northern Iran, eastern Turkey, and the Transcaucasus (Mistriligu et al., 2007), but as indicated by the presence of *D. schmidti*, *H. syriaca*, and *D. byblica* complex, the basic fauna is apparently South Aegean. Among these, *D. byblica* is a heterogenous species complex, and therefore different species might be present in both regions. *Perelia kaznakovi* is present in Iran and the Transcaucasian territories but absent from

Turkey (Omodeo & Rota 1999). However the presence of *P. kaznakovi* clearly shows affinity with the Turanian domain and there may be other *Perelia* or *Eisenia* species yet to be found.

It is remarkable that other species such as *D. octaedra*, which is reported throughout Europe and eastern Siberia to Greenland and Novaja Zemlja, is absent from in the Caucasus, Italy, Greece, and Turkey but present in Iran. The route of migration may have curved north of the Caspian Sea and did not cross the Caucasus. It is probable that *D. octaedra* was introduced into some parts of the present Palearctic area and was definitely introduced to North America.

Most specimens found in this study are classified as peregrine and are distributed throughout the world. Peregrine species have characteristics that include tolerance of environmental variability, opportunism in choice of food, and ecological plasticity (Lee, 1987). For these reasons they are widely dispersed by agricultural and industrial activities.

Based on available information (Mısırlıoğlu et al., 2007), only three species observed in this study are thought to be native to Iran, *A. jassyensis*, *D. byblica*, and *D. veneta*. Also *P. kaznakovi* is not a cosmopolitan species. It is known from some regions in Central Asia and also from Iran. To obtain a clearer picture of Iranian earthworm fauna, more studies are needed.

ACKNOWLEDGEMENTS

We thank Dr Csaba Csuzdi for verification of identifications and hospitality during the visit of MM to the Hungarian Natural History Museum. Thanks also to Drs. A. Sari and T. Pavlicek for their helpful comments. We would like to acknowledge the help of Mr. A. Kazemi with sampling.

LITERATURE CITED

- ALIDADI, H., PARVARESH A. R. 2005. Combined compost and vermicomposting process in the treatment and bioconversion of sludge. *Iranian Journal Environment Health Science Engineer*, 2: 251-254.
- CSUZDI, C., ZICSI A. 2003. Earthworms of Hungary. *Pedozoologica Hungarica*, 1: 272.
- CSUZDI, C., PAVLICEK T. 1999. Earthworms from Israel. (Oligochaeta: Lumbricidae). *Israel Journal of Zoology*, 45: 467-486.
- CSUZDI, C., PAVLICEK T. 2002. A newly recorded earthworm from Israel, and distribution of the genera *Dendrobaena* and *Bimastos* in Israel (Oligochaeta, Lumbricidae) *Zoology in the Middle East*, 25: 105-114.
- CSUZDI, C., PAVLICEK T 2005. Earthworms from Israel II. Remarks on the genus *Perelia*, Easton 1983 with descriptions of a new genus and two new species. *Acta zoologica hungarica*, 51: 7596.
- CERNOSCITOV, L. 1942. Oligochaeta from various parts of the world Proceedings of the Zoological Society of London, (B)111: 197-236
- CERNOSCITOV, L. 1940. On some Oligochaeta from Palestine. *Annals and Magazine of Natural History*, 6: 436-447.
- DARWIN, C. 1881. The formation of vegetable mould through the action of worms. J. Murray, London.
- EASTON, E.G. 1983. A guide to the valid names of Lumbricidae (Oligochaeta). Earthworm ecology from Darwin to vermiculture. Chapman and Hall, London, p. 475-485.

- EDWARDS, C.A., BOHLEN P.J. 1996. *Biology and Ecology of Earthworms*, Third ed. Chapman and Hall, London.
- EDWARDS, C.A. 1994. *Earthworm Ecology*, Second ed. Chapman and Hall, London.
- EISEN, G. 1874. New Englands och Canadas Lumbricider. *Ofversigt af Kongliga Vetenskaps-Akademiens Forhandlingar*, 31(2): 41-49.
- KVAVADZE, E.S. 1985. The earthworms (Lumbricidae) of the Caucasus. Metsniereba, Tbilisi 237 pp.
- LEE, K.E. 1987. *Earthworms: Their Ecology and Relationships with Soils and Land Use*. Academic Press, Sydney.
- MALEVICS, I.I. 1949. Materiali k poznanyiju dozsgyevüh cservej orehovo-plodovüh lezov juzsnoj Kirgizii. *Dokladi Akademii Nauk SSSR*, 67: 397-400. (in Russian)
- MICHELSSEN, W. 1890. Die Lumbriciden Norddeutschlands. *Jahrbuch der Hamburgischen Wissenschaftlichen Anstalten*, 7: 1-19.
- MICHELSSEN, W. 1891. Oligochaeten des Naturhistorischen Museums in Hamburg IV. *Jahrbuch der Hamburgischen Wissenschaftlichen Anstalten*, 8: 1-42.
- MICHELSSEN, W. 1900. Oligochaeta – In: *Das Tierreich X*. Friedländer and Sohn, Berlin, 575.
- MICHELSSEN, W. 1902. Neue Oligochaeten und neue Fundorte alt-bekannter. *Mitteilungen aus dem Naturhistorischen Museum in Hamburg*, 19: 3-53.
- MICHELSSEN, W. 1910. Oligochäten von verschiedenen Gebieten. *Mitteilungen aus dem Naturhistorischen Museum in Hamburg*, 27: 47-169.
- MICHELSSEN, W. 1921. Die Verbreitung der Oligochäten im Lichte der Wegener'schen Theorie der Kontinentenverschiebung und andere Fragen zur Stammesgeschichte und Verbreitung dieser Tiergruppe. *Verhandlungen des Naturwissenschaftlichen Vereins in Hamburg*, 29: 45-79.
- MICHELSSEN, W. 1926. Note sur les Oligochètes rapports, par M. Henri Gadeau de Kerville de son voyage zoologique en Syrie. In: *Voyage zoologique d'Henri Gadeau de Kerville en Syrie (avril-juin 1908)*. Vol. 1. Baillièere et fils, Paris, 152–351 pp.
- MISIRHOGLU, M., PAVLICEK T. and CSUZDI, C. 2007. Earthworm biodiversity in Turkey: An Overview. *Advances in Earthworm Taxonomy III*, 139-161.
- OMODEO, P. 1956. Oligocheti dell Indochina e del Mediterraneo Orientale. *Memorie del Museo Civico di Storia Naturale di Verona*, 5: 321-336.
- OMODEO, P. 1961. Le Peuplement des Iles Méditerranéennes et le Probleme de L'Insularite. *Colloques Internationaux du Centre National de la Recherche Scientifique*, 94: 128-133.
- OMODEO, P. 1988. The genus *Eophila* (Lumbricidae, Oligochaeta). *Bolletino di Zoologia*, 55: 73-88.

- OMODEO, P. AND MARTINUCCI, G. 1987. Earthworms of Maghreb. In: A.M. Bonvicini Pagliani and P. Omodeo (eds.), *On Earthworms. Selected symposia and monographs. Mucci Modena*, 235-250.
- OMODEO, P. AND ROTA, E. 1989. Earthworms of Turkey. *Bolletino di Zoologia*, 56: 167-199.
- OMODEO, P. AND ROTA, E. 1991. Earthworms of Turkey II *Bolletino di Zoologia*, 58: 171-181.
- OMODEO, P. AND ROTA, E. 1999. Biogeographical patterns of tericolous oligochaetes in Turkey (Annelida: Clitellata: Lumbricidae, Enchytraeidae). *Biogeographia*, 61-79.
- OMRANI, G.A. 1973. Bodenzoologische Untersuchungen über Regenwürmer im Zentral- und Nordiran. Inaugural Dissertation. Institut für Bodenkunde und Bodenerhaltung und Tropeninstitut der Justus Liebig-Universität Giessen.
- OMRANI, G.A, ZAMANZADEH, M., MALEKI, A. and ASHORI, A. 2005. Earthworm Ecology in the Northern part of Iran: with Emphasis on Compost Worm *Eisenia fetida*. *Journal of Applied science*, 5(8):1434-1437.
- ORLEY, L. 1881. A magyarországi Oligochaeták faunája. I. *terricolae*. *Mathematikai és Természettudományi Közlemények*, 16: 562-611.
- POP, V. 1943. Hazai és külföldi Lumbricidák a Magyar Nemzeti Múzeumban. *Annales Historico-Naturales Musei Nationalis Hungarici*, 34: 12-24.
- POP, V. 1949. Lumbricidele din România. *Analele Academiei Republicii Populare Române*, 1(9): 383-505.
- PAVLICEK T., CSUZDI, C. AND NEVO, E. 1997. The first recorded earthworms from Negev and Sinai deserts. *Israel Journal of Zoology*, 43: 1-3.
- PAVLICEK T., CSUZDI, C. AND NEVO, E. 2003. Species richness and zoogeographic affinities of earthworms in the Levant, *Pedobiologia*, 47: 452-457.
- PEREL, T.S. 1976. A critical analysis of the system of family Lumbricidae. *Zoologicheskii Zhurnal*, 55: 823-836.
- ROSA, D. 1893. Viaggio del Dr. E.Festa in Palestina nel Libano regioni vicine. *Bollettino del Museo regionale di Scienze Naturali Torino*, 8 (160): 1-14.
- ROSA, D. 1886. Note sui lombrici del Veneto. *Atti del Reale Istituto Veneto di Scienze*, 4: 673-687.
- SAVIGNY, J.C. 1826. In G. Cuvier: *Analyse des Travaux de l'Academie royale des Sciences, pendant l'année 1821, partie physique. Mémoires de l'Académie des Sciences de l'Institut de France Paris*, 5: 176-184.
- SHAHMANSOURI, M.R., PARVARESH, A. AND ALIDADI, H. 2005. Determination of Carbon/Nitrogen Ratio and Heavy Metals in Bulk Agents Used for Sewage Composting. *Iranian Journal Public Health*, 33:2.-23.

ZICSI, A. 1973. Regenwürmer (Oligochaeta: Lumbricidae) aus der Türkei.. *Acta Zoologica hungarica*, 19: 217-232.

ZICSI, A. 1975. Zootische Einflüsse auf die Streuzersetzung in Hainbuchen-Eichenwäldern Ungarns. *Pedobiologia*, 15: 432-438.

ZICSI, A. AND MICHALIS, K. 1981. Übersicht der Regenwurm-fauna Griechenlands (Oligochaeta: Lumbricidae). *Acta zoologica hungarica*, 27: 239-264.

ZICSI, A. 1982. Verzeichnis der bis 1971 beschriebenen und revidierten Taxa der Familie Lumbricidae (Oligochaeta). *Acta zoologica hungarica*, 28: 421-454.

ZICSI, A. 1985. Regenwürmer (Oligochaeta: Lumbricidae) aus Israel und den benachbarten Ländern. *Revue suisse Zoologie*, 92: 323-331.

ZICSI, A. 1991. Über die Regenwürmer Ungarns (Oligochaeta: Lumbricidae) mit Bestimmungstabellen der Arten. *Opuscula Zoologica Budapest*, 24: 167-191.



FIGURE 2.-A, B) *Aporrectodea caliginosa* (mp: male pore, tp: tubercles), C, D) *Aporrectodea jassyensis* (og: obvious grooves, sg: seminal groove), E, F) *Aporrectodea rosea* (dp: dorsal pores), G,H,I) *Dendrobaena byblica* (I: prostomium)
scale = 1 cm.




FIGURE 2. - J,K) *Dendrobaena hortensis* (sp: spermathecae pores), L,M) *Dendrobaena veneta*, N,O) *Dendrobaena octaedra* (mp: male pores), P,Q) *Dendrodrilus rubidus* (cl: clitellum)
scale= 1 cm.




FIGURE 2.- R,S) *Eisenia fetida* (sp: spermatecha pores), T,U) *Eiseniella tetraedra*, V,W) *Octolasion lacteum* (mp: male pore, cl: clitellum) , X,Y) *Perelia kaznakovi* (cl: clitellum)
scale = 1 cm.